

Septic Improvement Program



Reclaim Our Water with a state-of-the-art wastewater treatment system supported by a grant of up to \$11,000 from Suffolk County.

[Register](#)

Suffolk County's Septic Improvement Program (SIP)



SEPTIC IMPROVEMENT PROGRAM (SIP)



GRANT PROGRAM DETAILS:

- Individual homeowners may be eligible for a grant up to \$11,000.
- \$10,000 will be provided toward the purchase and installation of an approved I/A OWTS and leaching structure, as well as for attendant engineering and design services.
- An additional \$1,000 may be available for installation of Pressurized Shallow Drainfield for a maximum grant of up to \$11,000.

INCOME CRITERIA:

- Adjusted Gross Income less than or equal to \$300,000/year is eligible for 100% of grant
- Adjusted Gross Income between \$300,000/year - \$500,000/year is eligible for 50% of grant
- Adjusted Gross Income of \$500,000 or more will not be eligible for a grant (consistent with NYS Star Property Tax Rebate).



Septic Replacement Loan Program

To further CDCLI's mission of increasing investment in neighborhoods, protecting the assets of homeowners, and protecting the environment, a **low interest rate loan product** is now available to assist with the installation of a Suffolk County approved replacement septic system!

This new loan from CDCLI is made available in conjunction with the Suffolk County Septic Improvement Program. Under the Suffolk County Septic Improvement Program, homeowners may apply for a **grant** from Suffolk County to assist with the cost of replacing outdated and failing septic systems with state-of-the-art nitrogen reducing systems designed to reverse decades of damaging nitrogen pollution of ground and surface waters.

[LEARN MORE](#)

LOAN PROGRAM DETAILS:

- Administered by CDCLI Funding Corporation
- Individual homeowners may be eligible for low cost financing up to \$10,000
- Competitive 3% interest rate
- Repayment term of up to 15 years
- The loan program will be administered by CDCLI Funding Corp, with financial support from Bridgehampton National Bank

GRANT ELIGIBILITY CRITERIA



✓

✓

✓

✓

✓

✓

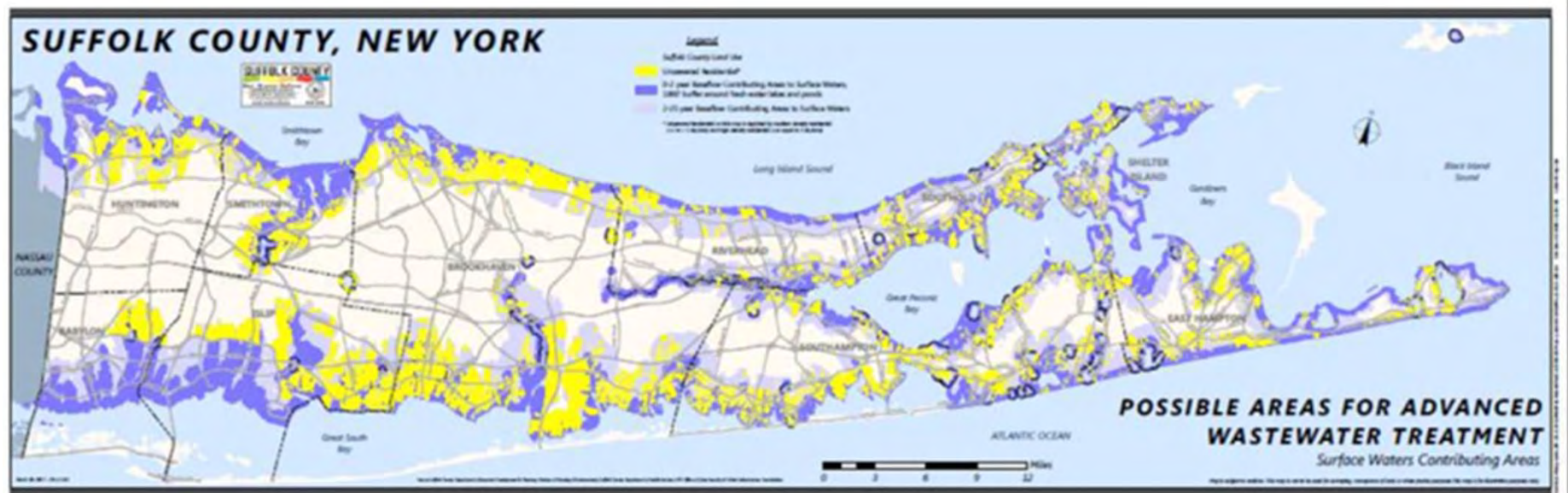
✓

✓



SUFFOLK COUNTY'S SEPTIC IMPROVEMENT PROGRAM

PRIORITY AREAS:





Suffolk County NY - Septic Improvement Program Vendor Cost Ranking Sheet – Rev. February 23, 2018

Vendor Quotes: Scenario 1 – I/A OWTS with Reuse of Existing Leaching Structure

| Vendor in Ascending Order | Technology | Cost of IA OWTS Installation with reuse of Existing Leaching Structure |
|--|-------------------------|--|
| Roman Stone Construction Co | Norweco Singulair TNT | \$13,584.64 |
| Advanced Wastewater Solutions LLC | Fuji Clean CEN Series | \$13,750.00 |
| Shelter Island Sand, Gravel & Contracting Inc. * | Fuji Clean CEN Series | \$14,180.00 |
| Ecological Supply Company Inc. | Hydro-Action AN Series | \$15,233.13 |
| Green Land Contracting | Orenco Advantex AX20-RT | \$17,163.00 |
| Roman Stone Construction Co | Norweco Hydro-Kinetic | \$17,165.83 |

Vendor Quotes: Scenario 2 – I/A OWTS with New Gravity Leaching Structure

| Vendor in Ascending Order | Technology | IA OWTS Installation with New Gravity Leaching Structure |
|--|-------------------------|--|
| Advanced Wastewater Solutions LLC | Fuji Clean CEN Series | \$15,650.00 |
| Roman Stone Construction Co | Norweco Singulair TNT | \$16,240.64 |
| Shelter Island Sand, Gravel & Contracting Inc. * | Fuji Clean CEN Series | \$16,730.00 |
| Ecological Supply Company Inc. | Hydro-Action AN Series | \$17,633.13 |
| Roman Stone Construction Co | Norweco Hydro-Kinetic | \$19,821.83 |
| Green Land Contracting | Orenco Advantex AX20-RT | \$20,355.00 |

Vendor Quotes: Scenario 3 – I/A OWTS with Pressurized Shallow Drainfield (PSD)

| Vendor in Ascending Order | Technology | IA OWTS Installation with Pressurized Shallow Drainfield |
|--|-------------------------|--|
| Advanced Wastewater Solutions LLC | Fuji Clean USA | \$19,003.60 |
| Ecological Supply Company Inc. | Hydro-Action AN Series | \$19,633.13 |
| Shelter Island Sand, Gravel & Contracting Inc. * | Fuji Clean CEN Series | \$20,183.00 |
| Roman Stone Construction Co | Norweco Singulair TNT | \$20,240.64 |
| Green Land Contracting | Orenco Advantex AX20-RT | \$22,209.00 |
| Roman Stone Construction Co | Norweco Hydro-Kinetic | \$23,821.83 |

Notes:

- for scenario 1 all estimated costs would fall under the intended SIP funding limits when combined with \$2,500 in estimated design costs.
- for scenarios 2 and 3, costs above the red line would fall under the intended SIP funding limits when combined with Design costs. Costs below the red line would require out of pocket expense from Property Owner.
- PSD's can be a cost effective option where site conditions would otherwise trigger a mounded retaining wall system or deep excavations which have quoted costs greater than \$40,000.00.

* Shelter Island Sand, Gravel & Contracting Inc. prices apply only to installations on Shelter Island.



Septic Improvement Program – Vendor Contact Information

For More Information visit www.ReclaimOurWater.info or call (631) 852-5811

| Manufacturer & Technology | Local Contact |
|---|---|
| Norweco Singulair & HydroKinetic | Tom Montalbine, President Roman Stone Construction Company 85 South Fourth Street - Bayshore, NY 11706 Web: www.romanstoneco.com Phone: 631-667-0566 Ext.114 Email: tmontalbine@romanstoneco.com |
| Hydroaction | Tom Foster, Ecological Supply Company PO Box 1035 - Cutchogue, NY 11935 Phone: 631-599-2457 Email: sales@ecosupplycompanyinc.com Joe Densieski, Wastewater Works Inc. 139 Reeves Ave - Riverhead, NY 11901 Phone: 631-831-2580 Web: www.wastewaterworksinc.com |
| Fuji Clean System | Bryan McGowin, Advanced Wastewater Solutions, LLC PO BOX 1622 - Southampton, NY 11969 Email: bmcgowin@gmail.com or bryan@awsli.com 631-405-0358 Peder Larsen, Shelter Island Sand, Gravel, & Contracting PO Box 2028 – Shelter Island, NY 11964 (631) 749-1040 sisandgravel@gmail.com |
| Orenco AX-RT | Lee Essay, Green Land Contracting 1557 County Rd. 39 - Southampton, NY 11968 Phone: 631-488-4466 Email: greenlandcontracting17@gmail.com |

Projected 1-Year Electrical Costs

| Technology | 1 year electrical consumption (kWh/year) | Increased electrical costs per year (\$0.17/ kWh) |
|-------------------------|--|---|
| Orenco Advantex AX20-RT | 335.8 kWh | \$57.00 |
| Fuji Clean System | 463.55 kWh | \$78.80 |
| Hydro-Action AN | 734.26 kWh | \$124.82 |
| Norweco Singulair TNT | 979.66 kWh | \$167.00 |
| Norweco Hydro-Kinetic | 1051.2 kWh | \$178.70 |

Note: the Hydro-Action unit utilizes a mixer pump during start-up. The pump use is discontinued after startup, and usage data will vary after the start-up period.

Septic Improvement Program Notes

- Please see Designer cost ranking document for estimates of I/A OWTS design and permitting costs.
- All prices are estimates from Vendor submitted quotes for 4-bedroom I/A OWTS. Sales tax is not included and is exempt for capital improvement projects.
- Actual costs may vary based on site constraints. Homeowners are urged to contact Vendors to discuss project specific costs for their Property.
- Grant funding will not exceed \$10,000 for I/A OWTS installed with gravity leaching or \$11,000 for I/A OWTS installed with PSD.

Use of Grant Funds is Not Allowed For:

- Irrigation repairs
- landscaping
- electrical improvements unrelated to the I/A OWTS



For More Information visit
www.ReclaimOurWater.com
or call (631) 852-5811



Suffolk County Septic Improvement Program Designer Cost Ranking Sheet – Rev. January 19, 2018

For More Information visit www.ReclaimOurWater.info or call (631) 852-5811

| Designer in Ascending Order | Contact | Location | Phone Number | E-mail | Base Price to Design an I/A OWTS for up to a 6 Bedroom Residence |
|-------------------------------------|-------------------------------|------------|-----------------|--|--|
| 3-Engineering, LLC | Bennette Burks | Virginia | (804) 873-5000 | Burks@3-Eng.com | \$2,500 |
| Barrett, Bonacci, & Van Weele, P.C. | Joseph Marx, PE | Hauppague | (631) 435-1111 | jmarx@bbvpc.com | \$2,500 |
| Condon Engineering | John Condon Jr, PE | Mattituck | (631) 298-1986 | condon77173@optonline.net | \$2,500. |
| Lombardo Associates, Inc. | Pio Lombardo, PE | Sag Harbor | (617) 964-2924 | pio@lombardoassociates.com | \$2,500 |
| Pacifico Engineering PC | Ralph Pacifico, PE | Bohemia | (631) 988-0000 | engineer@pacificoengineering.com | \$2,500 |
| RMS Engineering | Matthew Scheiner, PE | Huntington | (631) 271-0576 | mscheiner@rmsengineering.com | \$2,500 |
| Studio A/B Architects | Glynis Berry, A.I.A., LEED AP | Riverhead | (631) 591-2402 | glynis@studioabarchitects.com | \$2,500 |
| TF Engineering | David Rhoades, PE | Sag Harbor | (631) 740-7273 | info@tfcivilengineering.com | \$2,500 |
| J.R. Holzmacher P.R, LLC | Heather Sonnenberg, PE | Ronkonkoma | (631) 234-2220 | heather@holzmacher.com | \$3,400 |
| The Raynor Group, P.E, L.S, & PLLC | Vincent Gaudiello, PE | Watermill | (631) 726-7600 | gaudiello@raynorgroup.net | \$5,200 |

Note: under this scenario all estimated costs above the red line would fall under the intended SIP funding limits when combined with I/A OWTS material and installation costs. Costs below the red line would require out of pocket expense from Property Owner.

Septic Improvement Program (SIP) Notes

- Please see Vendor cost ranking document for I/A OWTS material and installation costs.
- Base prices provided in the document do not include the cost of a site survey, soil borings, percolation test, or additional design parameters that if needed could increase costs and may be incurred at the homeowners expense.
- Actual costs may vary based on site constraints. Homeowners are urged to contact Designers to discuss project specific costs for their Property.
- Some designers may have geographic limits on their service area. Homeowners are urged to contact Designers to see if they fall within their service area.
- Grant funding allocated for I/A OWTS design services are anticipated not to exceed \$2,500. Any additional expenses associated with the design of the I/A OWTS would be the responsibility of the homeowner.

Septic Improvement Program – Ongoing Costs

For More Information visit www.ReclaimOurWater.info or call (631) 852-5811

Operations & Maintenance Costs

| Technology | One Year Contract Cost |
|-------------------------|------------------------|
| Hydro-Action AN | \$250.00 |
| Orenco Advantex AX20-RT | \$271.66 |
| Fuji Clean Systems | \$300.00 |
| Norweco Hydro-Kinetic | \$300.00 |
| Norweco Singulair TNT | \$315.00 |

* Consult manufacturer for additional warranties specific to their systems. All systems in Suffolk County are sold with a three year warranty, but many manufacturers offer additional warranties on pumps and aerators.

** Complete replacement of control panels is rare and usually associated with lightning strikes. Check with your homeowners insurance to see if these repair costs are covered under your policy.

Estimated Repair and Replacement Costs*

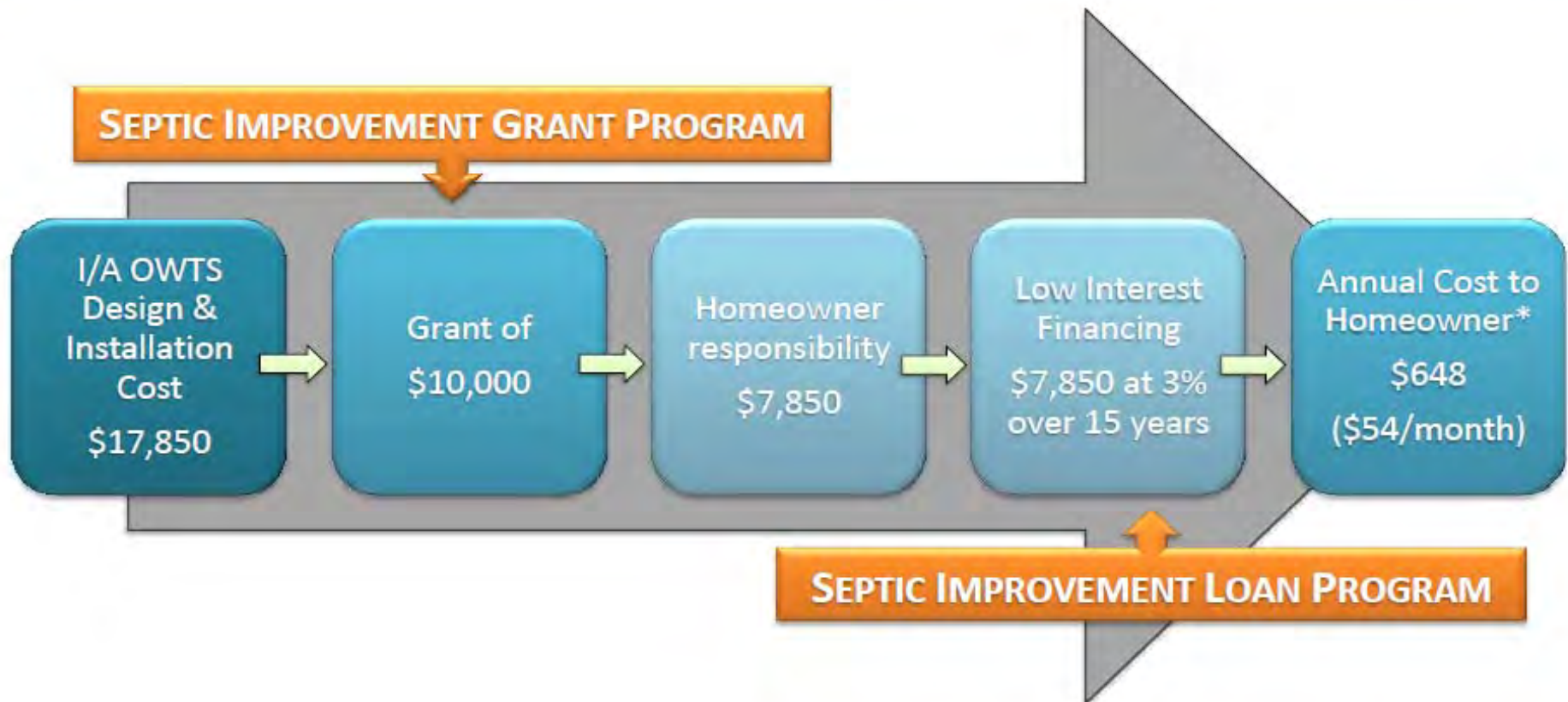
| Technology | Item | Cost | Life Expectancy |
|-------------------------|--------------------------------|------------|-----------------|
| Norweco Singulair TNT | Aerator Replacement | \$500.00 | 10 years |
| | Control Panel Replacement** | \$1,200.00 | 20 years |
| Fuji Clean CEN System | Blower Replacement (MAC 80R) | \$320.00 | 10 years |
| | Blower Replacement (MAC 100R) | \$420.00 | |
| | Blower Rebuild | \$150.00 | |
| | Float Replacement | \$100.00 | 5-10 years |
| | Control Panel Replacement** | \$400.00 | 20 years |
| Hydro-Action AN Series | Blower Replacement | \$400.00 | 10 years |
| | Blower Rebuild | \$100.00 | |
| | Recirculation Pump Replacement | \$400.00 | 10 years |
| | Float Replacement | \$80.00 | 5-10 years |
| | Control Panel Replacement ** | \$1,200.00 | 20 years |
| Orenco Advantex AX20-RT | Recirculation Pump Replacement | \$800.00 | 10 years |
| | Float Replacement | \$80.00 | 5-10 years |
| | Control Panel Replacement ** | \$1,500.00 | 20 years |
| Norweco Hydro-Kinetic | Blower Replacement | \$300.00 | 10 years |
| | Blower Rebuild | \$100.00 | |
| | Recirculation Pump Replacement | \$500.00 | 10 years |
| | Control Panel Replacement ** | \$1,200.00 | 20 years |

AVERAGE COSTS UNDER SEPTIC IMPROVEMENT PROGRAM

| I/A OWTS Installation Cost | Site Constraints | Leaching Field Type | Leaching Costs | Engineering Costs | Total Project Cost |
|-------------------------------|--|---|--------------------|-------------------|--------------------|
| \$15,733 | 2 leaching pools, shrubs in accessway | Leaching Pools | 2,107.00 | \$2,500 | 20,340.00 |
| \$18,789 | Dewatering. Reroute plumbing. Removal of shrubs & belgian block patio | Existing 5-Pool System | N/A | \$2,500 | 21,289.00 |
| \$15,733 | Existing System in Driveway. | | 3,217.00 | \$2,500 | 21,450.00 |
| \$13,584 | | New Leaching Pool Installed | 3,261.00 | \$2,500 | 19,345.00 |
| \$16,395 | High Groundwater, System in Driveway | Leaching Pools (5 pool system) Existing. Expansion Pools Installed. | 6,325.00 | \$2,500 | 25,220.00 |
| \$17,274 | Deep Excavation, Long Electrical Conduit Run, Cost includes removal of deck for access to yard | Leaching Pool | 2,426.00 | \$2,500 | 22,200.00 |
| \$15,733 | | Leaching Galleys | 1,476.00 | \$2,500 | 19,709.00 |
| \$16,276 | | Pressurized Shallow Drainfield | 3,579.00 | \$2,500 | 22,355.00 |
| \$13,584 | Tight Yard Access | Leaching Pool | 2,511.00 | \$2,500 | 18,595.00 |
| \$19,044 | 6 bedroom; tree removal, reroute waterline | leaching pools | 5,245.00 | \$2,500 | 26,789.00 |
| \$15,733 | | Infiltrator | 2,643.25 | \$2,500 | 20,876.25 |
| \$16,095 | Driveway Leaching Location | Leaching Pools | 4,825 | \$2,500 | 23,420.00 |
| \$15,733 | | Eljen Indrain | 4,243.25 | N/A | 19,976.25 |
| \$15,733 | | Leaching Pool | 2,643.25 | \$2,500 | 20,876.25 |
| \$15,733 | Remove trees; raise wellhead; remove walkway; relocate water softner pipe | Leaching pool | 4,030.13 | \$2,500 | 22,263.13 |
| \$13,584 | | Leaching Pools | 5,346.00 | \$2,500 | 21,430.00 |
| \$16,095 | H2O Traffic Loading tank and Leaching Pools | Leaching Pool | 8,500 | \$2,500 | 27,095.00 |
| \$15,932.41 | | | \$ 3,898.62 | \$2,500.00 | 21,954.64 |

SUFFOLK COUNTY'S SEPTIC IMPROVEMENT PROGRAM

ESTIMATED ANNUAL COSTS TO THE AVERAGE HOMEOWNER



* Does not include estimated annual O&M cost of \$300

REGISTER ONLINE AND ACTIVATE YOUR ACCOUNT



Reclaim Our Water

Sign up now for the Septic Improvement Program

WWW.RECLAIMOURWATER.INFO

Homeowners



Industry



Regulatory



Technical



Infrastructure



Contact



Septic Improvement Program

Septic Improvement Program - Grant Application

Applicant Information

Applicant First Name:

M.I.:

Applicant Last Name:

Contact First Name:

Contact Last Name:

Contact Cellphone #:

Email Address:

Username:

Password:

Confirm Password:

I Am Not A Robot

Please check the box to continue.

☐


I AM NOT A ROBOT.

REGISTER

Please fill in all required information. After clicking "Register" you should receive a confirmation email with an activation link. Please click on the activation link and follow the instructions on-screen.

Having trouble?

Thank you for your interest in Suffolk County's Septic Improvement Program. If you are having trouble completing the application or have questions, please contact the Department of Health Services at 681-852-3811, or septicdemo@suffolkcountyny.gov. Staff is available to assist you Monday-Friday from 9am-5pm.



Application Progress



Good Afternoon, Septic!

Property Owner Information and Adjusted Gross Income Reported on Federal Income Tax Return
(Each property owner must be listed and must include their return information):

Name of Applicant(s): (If filing jointly, only include combined income once) ?

| First Name: | M.I. | Last Name: | Filing Status: | Tax Form: | Return Amount: |
|-----------------------------------|-------------------------------|----------------------------------|-------------------------------------|-------------------------------------|---------------------------------------|
| <input type="text" value="John"/> | <input type="text" value=""/> | <input type="text" value="Doe"/> | <input type="text" value="Single"/> | <input type="text" value="1040ez"/> | <input type="text" value="22000.01"/> |

ADD ADDITIONAL OWNER

Dwelling Information

| Address | Zip Code: | Year Built: |
|--|------------------------------------|-----------------------------------|
| <input type="text" value="8 Sheridan Drive, SHIRLEY"/> | <input type="text" value="11782"/> | <input type="text" value="1970"/> |

VERIFY

(You must verify your address before continuing.)

| District: | Section: | Block: | Lot: |
|-----------------------------------|-------------------------------------|------------------------------------|--------------------------------------|
| <input type="text" value="0200"/> | <input type="text" value="981.90"/> | <input type="text" value="05.00"/> | <input type="text" value="004.000"/> |

ADD ADDITIONAL PARCEL # / DSBL

| | | | |
|-----------|----------|--------|---------|
| District: | Section: | Block: | Lot: |
| 0200 | 981.90 | 05.00 | 004.000 |

ADD ADDITIONAL PARCEL # / DSBL

Enter in your tax map info as listed on your tax bill. Please add additional tax lot info as necessary.

The map displays an aerial view of a residential area with yellow property boundaries. A search bar at the top left contains the Parcel ID 0200981900500004000. A popup window titled 'Reclaim Our Water: THOMAS R MATCHETT' provides details for this parcel. The popup includes fields for Parcel ID, Priority, Owner Name, Sewer District Status, Sewer District Name, Address Number, Street Name, City, and ZIP. A 'Zoom to' link is at the bottom of the popup. The Esri logo is in the bottom right corner.

| | |
|--------------------------------------|---------------------|
| Reclaim Our Water: THOMAS R MATCHETT | |
| Parcel ID | 0200981900500004000 |
| Priority | Priority 1 |
| Owner Name | THOMAS R MATCHETT |
| Sewer District Status | None |
| Sewer District Name | Not Applicable |
| Address Number | 8 |
| Street Name | SHERIDAN |
| City | SHIRLEY |
| ZIP | 11967 |
| Zoom to *** | |

POWERED BY
esri

Septic Improvement Program



Reclaim Our Water with a state-of-the-art wastewater treatment system supported by a grant of up to \$11,000 from Suffolk County.

[Register](#)

SIP APPLICATION STATUS AS OF MAY 7, 2018

➤ **Septic Improvement Program (SIP) Statistics**

- SCDHS started accepting applications July 3, 2017
 - ✓ 1168 registrants
 - ✓ 323 completed applications
 - ✓ 230 issued grant certificates
 - ✓ 40 withdrawn grant certificates, 2 rescinded
 - ✓ 188 active grant certificates
 - ✓ 62 total WWM Permit Applications
 - 14 permits pending price quotes from vendors and assignments of payment from homeowners
 - 17 completed installations
 - 10 other installs Approved & waiting to be scheduled
 - ✓ 12 final approvals issued by WWM



Overview of I/A OWTS Installations and Pending Applications in Suffolk County, NY

| Technology | # of Septic Demo Installs | # of SIP Installs | Approval Status | Other Installation s or Pending Application s |
|---|------------------------------------|-------------------------|--------------------|--|
| Hydroaction AN Series | 5 | 9 | Provisional | 55 |
| Norweco Singulair TNT | 5 | 8 | Provisional | 68 |
| Orenco Advantex RT | 2 | 0 | Provisional | 14 |
| Norweco Hydro-Kinetic | 5 | 0 | Provisional | 1 |
| Fuji Clean CEN Series | 4 | 0 | Provisional | 32 |
| Orenco AX-20 | 3 | 0 | Demonstration | 0 |
| Orenco AX-MAX | 1 | 0 | Demonstration | 0 |
| BUSSE | 2 | 0 | Demonstration | 0 |
| Pugo | 4 | 0 | Demonstration | 0 |
| Ecoflo Cocofilter | 2 | 0 | Demonstration | 0 |
| Waterloo BioFilter | 2 | 0 | Demonstration | 0 |
| Amphidrome | 2 | 0 | Demonstration | 0 |
| BioMicrobics BioBarrier | 2 | 0 | Demonstration | 0 |
| BioMicrobics SepticTech | 2 | 0 | Demonstration | 0 |
| BioMicrobics microFAST | 0 | 0 | Demonstration | 2 |
| Nitrogen Reducing BioFilters (NRB's) | 3 | 0 | Experimental | 2 |
| Totals | 46 | 17 | | 174 |

Note: Total amount of Applications (Installed, Under Review, or Permitted) is **237**



SIP GRANTS BY TOWN AS OF MAY 2, 2018

| Town | # of Grant Certificates Issued |
|-----------------------|---------------------------------------|
| Brookhaven | 54 |
| Southampton | 44 |
| East Hampton | 27 |
| Huntington | 20 |
| Southold | 10 |
| Islip | 13 |
| Smithtown | 10 |
| Shelter Island | 6 |
| Riverhead | 3 |
| Babylon | 1 |



QUESTIONS?